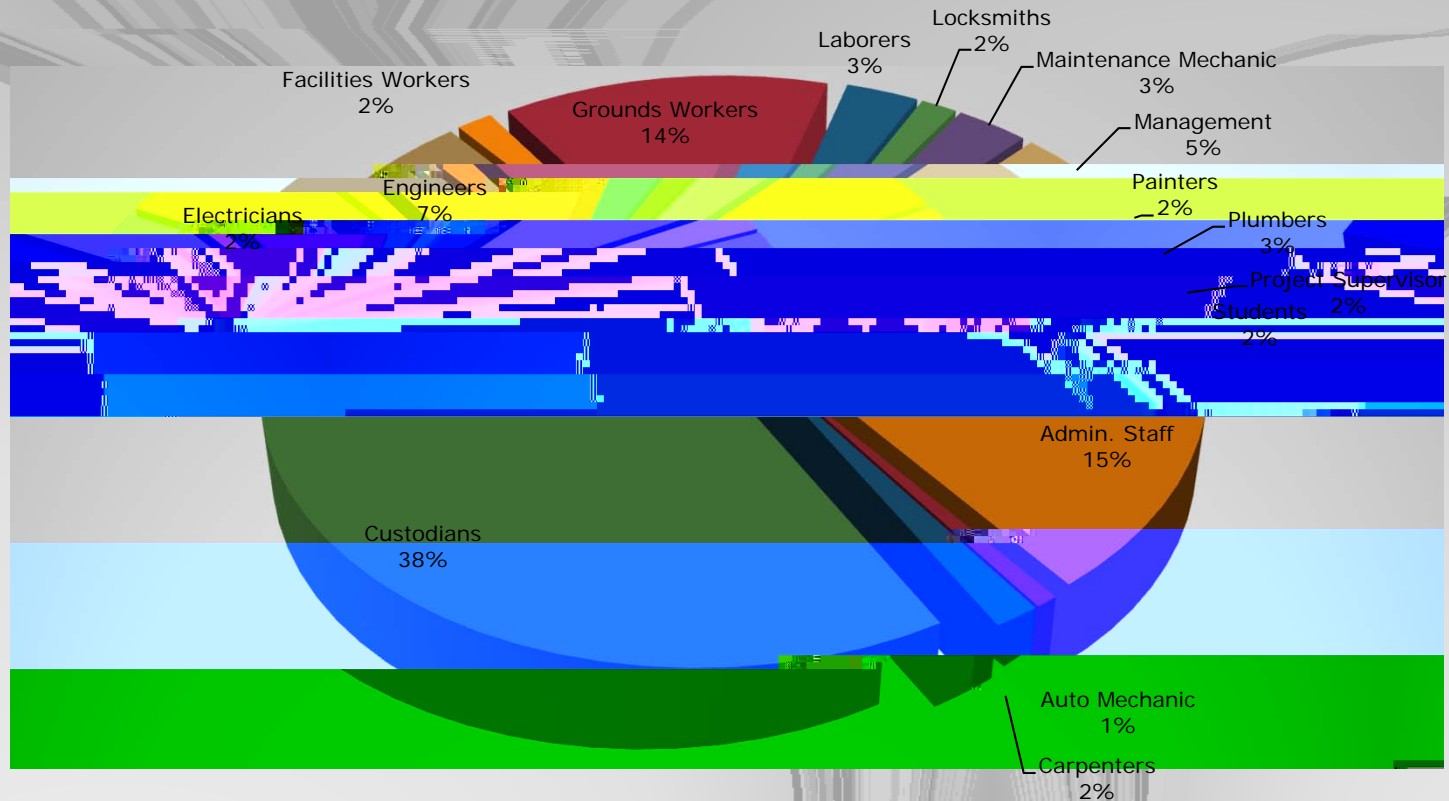


Facilities Development & Operations

Who We Are:



July 1, 2017



Facilities Development & Operations


Below are the services FD&O provides and details identified in the 'Planning For Distinction' Report

- Oversee Department Programs and Provide Administrative Support Services
- Maintain, Repair, Operate, and Clean Buildings
- Maintain, Repair, Improve, and Clean Grounds
- Manage Utility Services
- Perform and Manage New Construction and Renovations
- Review and Enforce Code and Regulatory Compliance Related to Buildings and Grounds

July 1, 2017








Facilities Development & Operations

University Building Information:

[Redacted]				

Gross Sq. Ft.



July 1, 2017



Facilities Development & Operations

University Building Information:

Building Age Overview

Building Age (Years)	# of Buildings	Gross Sq. Ft.	% of Campus Sq. Ft.
0 - 5	1	75,344	4%
6 - 15	13	503,961	27%
16 - 25	26	149,524	8%
26 - 40	6	142,590	8%
41 +	16	1,026,217	54%
Total	62	1,897,636	100%

July 1, 2017



University Building Information:

Building Age 16 – 25

μ]o]vP	^ < & š X	z Œ K % v	P
D} μ o -• ~îi•	î ð U í í í	í ð õ ò	î í
} ^ š }Œ	ï ò U ì ñ í	í ð õ ò	î í
u] ^ Œ À] • ~ }v }Œ •	î ñ U í ó ì	í ð õ î	î ñ
>] Œ Œ Ç ~ }v }Œ •	ï ò U ô í í	í ð õ î	î ñ
}v š Œ }• š , o o ~ }v }Œ •	î î U ð í í	í ð õ î	î ñ
^ š μ v š h v]}v ~ }v }Œ •	ó U í ð î	í ð õ î	î ñ
&]o]š] • K % Œ š]}v • ~ }v }Œ •	ó U ñ ò ò	í ð õ î	î ñ

Building Age 26 – 40

μ]o]vP	^ < & š X	z Œ K % v	P
,}μ•]vP ~WZ • í• ~ò•	í ð î U ñ ð ì	í ð õ ó	î ì

July 1, 2017

Facilities Development & Operations

Work Order Completion By Building:

Building	# of Work Orders	# of Work Orders Completed	% Complete	Building	# of Work Orders	# of Work Orders Completed	% Complete
Agora Stage	17	14	82%	Corporation Yard	125	94	75%
Alumni Relations	7	5	71%	Dining Commons	138	120	87%
American Language Program	3	1	33%	Einstein Bagels	27	23	85%
Art & Education	641	544	85%	Facilities Management	97	80	82%
Art Lab	8	8	100%	Facility Operations	21	16	76%
Athletic Fields	38	35	92%	Field House	81	58	72%
Boiler Plant	35	31	89%	Field House/Stadium Trailer	8	7	88%
Bookstore	87	68	78%	Hayward Grounds/Exterior	50	47	94%
Concord Academic Services	77	60	78%	Hayward Non Building Specific	475	407	86%
Concord Grounds/Exterior	6	4	67%	Housing Calaveras	263	251	95%
Concord Non Bldg Specific	241	118	49%	Housing Coloma	229	222	97%
Concord Campus Grounds	21	17	81%	Housing Diablo	169	158	93%
Concord Campus Library	124	104	84%	Housing El Dorado Hall	39	35	90%
Concord Campus Student Union	36	29	81%	Housing General	25	20	80%
Contra Costa Hall	33	26	79%	Housing Juniper	378	339	90%

July 1, 2017



Facilities Development & Operations

CSU Annual Facilities Satisfaction Survey



July 1, 2017





